



**DIECI**  
AUSTRALIA

AGRI FARMER 30.7 | 30.9







## THE AGRI FARMER BUILT TOUGH & RELIABLE

The characteristics of Dieci products can be summarised in three concepts that have always been the hallmark of each vehicle: **technology**, **reliability** and **durability**.

We work every day to evolve our machines, adopting the best solutions based on research, advice and experiences with our customers. Offering a range of telehandlers designed to suit Australia's diverse agricultural environments.

One of the most agile models in the Dieci range - the **Agri Farmer**, ideal for use on small to medium sized properties, gives a choice of lift heights and capacities to suit different loading and handling priorities with two different models available: **high or low cab**.

Precision movements, manoeuvrability, maximum power at the wheels and boom, sound proofing, as well as the intelligently designed control layout, makes the Agri Farmer simple, intuitive and comfortable to use.

The Agri Farmer can be fitted with a full range of accessories, making it an **incredibly versatile** machine.

## ABSOLUTE COMFORT: ITALIAN DESIGN AND STYLE

Dieci telehandlers have always been a combination of **comfort** and **functionality** which makes us stand out all over the world.

### Unparalleled Manoeuvrability

Categorised by high fluidity of movement and a high level of precision in small movements.

### Hydrostatic Transmission

Guarantees power, reactivity and control in manoeuvres, while a single control unit measures the optimal working parameters through in-depth diagnostics, displaying them in real time.

### Easy Ride System

Developed by Dieci, the sophisticated air suspension system installed on the boom (optional), drastically reduces up and down movement when travelling over rough terrain.

### Inching Pedal


An essential control that allows travel speed to momentarily slow down or come to a stop while still offering maximum power to boom functions to increase precision & productivity for delicate operations.

### Maximum Safety

ROPS - FOPS approved cab, designed with safety cell to prevent deformation in the event of the vehicle being overturned or a heavy load falling on the cab. Dieci Telehandlers comply with AS1418.19 / 10896.1.

**Deadman sensor**, combined with the operator presence sensor in the seat, prevents accidental operation.

The **Load Limiter Device** analyses vehicle stability in real time and inhibits any aggravating movements when the pre-set safety limits are reached.





# 6.3m - 8.7m

Max Reach

# 3000kg

Max Capacity

# 73kW / 98hp

## Attachment Holding Plate

Counter-lever articulation for a greater tilting angle.

## Fork Swivelling Angle (146° dump rotation)

Is specially designed to increase the operating arc, which is particularly useful when dumping with the boom raised.

## Advanced Telescopic Boom

Made of high resistance steel, while load sensing and flow sharing distributors allow for more simultaneous movements during operation.

## Reversible Fan

The engine cooling system utilises a reversible fan to blow any dust and fibres away from the radiator.

## Complete Rigidity

The frame is one of the defining characteristics of the Agri Farmer Range; all welds are performed by automated robots to ensure rigidity and total safety, even under high stress conditions, ensuring the machine is totally free of vibration and flexure.

## Comfort & Ease of Access

Spacious cab designed for operator comfort and ergonomics. Low height, **TCL option** for access into confined areas, adjustable steering wheel (height and depth), air suspension seat and storage compartments.

## Panoramic Views

The large, curved windows of the cab offer a complete 360° outside view with uninterrupted visibility.

## 4-in-1 Joystick

4-in-1 ergonomically designed joystick with integrated forward and reverse.

## Perfect Climate

Semi automatic air conditioning system with 6 outlet vents allows perfect air circulation inside the cabin, openable rear glass and roof and integrated electric driver's window.

## 115L Hydraulic Flow Rate

The 115lpm hydraulic flow maximises manoeuvrability in all applications.



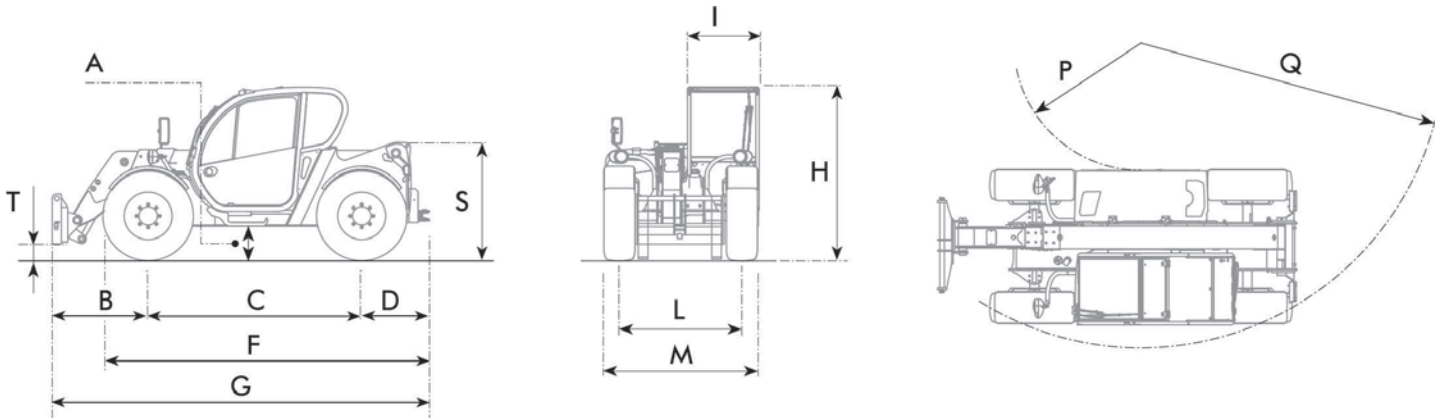


TECHNICAL DATA

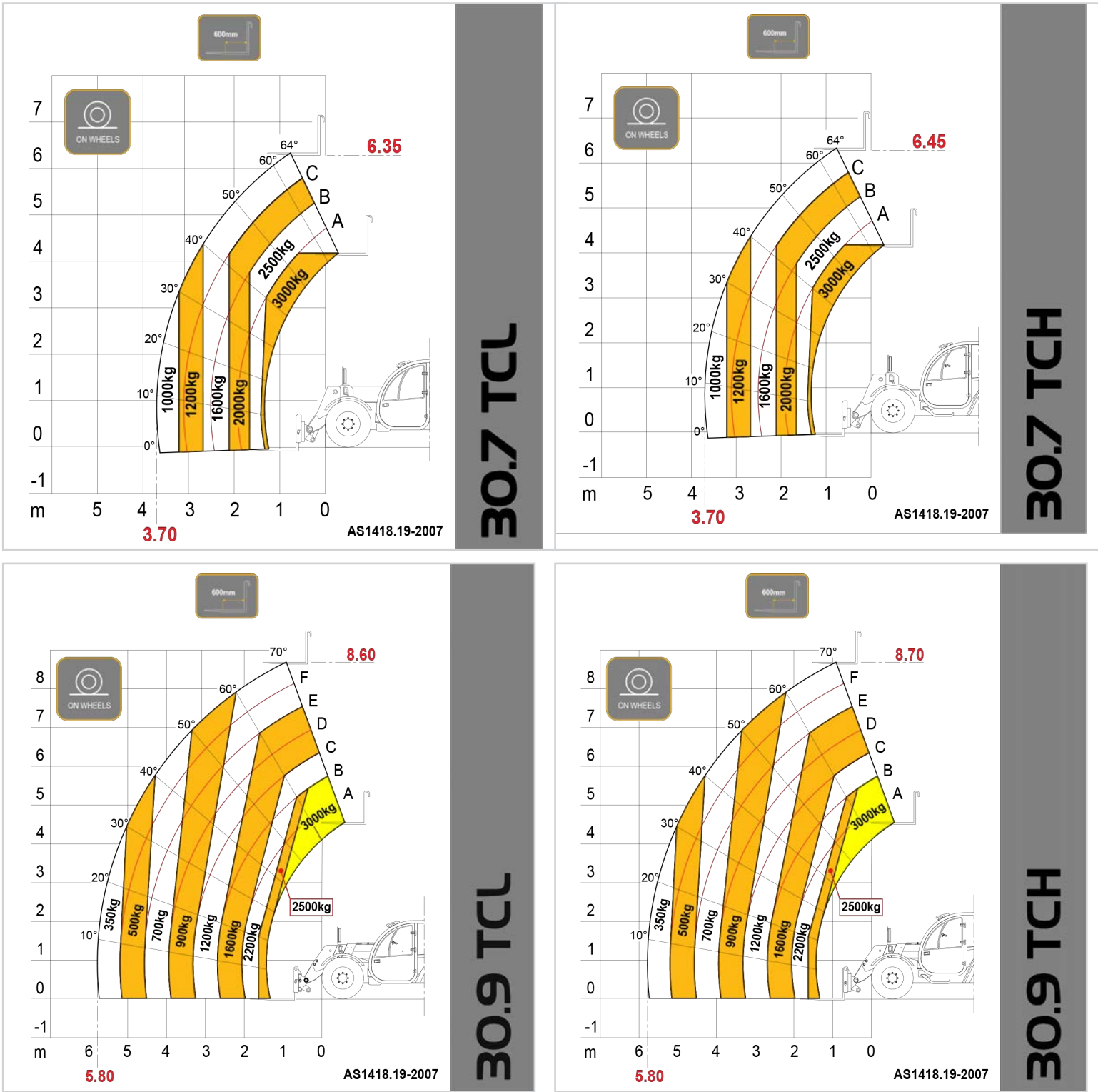
PERFORMANCE				
Machine model	30.7 TCL	30.7 TCH	30.9 TCL	30.9 TCH
Maximum capacity	3000 kg	3000 kg	3000 kg	3000 kg
Maximum lifting height on wheels	6.35 m	6.45 m	8.60 m	8.70 m
Maximum horizontal extension on wheels	3.7 m	3.7 m	5.8 m	5.8 m
Fork swiveling angle	146°	146°	146°	146°
Pull-out force	5700 daN	5700 daN	5700 daN	5700 daN
Towing force	5500 daN	5500 daN	5500 daN	5500 daN
Maximum climb angle	40%	40%	40%	40%
Unladen weight	6100 kg (13448 lb)	6100 kg (13448 lb)	6250 kg (13779 lb)	6250 kg (13779 lb)

ENGINE		HYDRAULIC SYSTEM				
Brand	Kubota	Hydraulic pump type	Gear pump for power steering and movements			
Nominal power	73.4 kW (98 HP)	Hydraulic pump capacity	115 L/min			
@rpm	2600 rpm	Max. operating pressure	24.5 MPa (3553 psi)			
Operation	4-stroke	Distributor control	4in1 proportional joystick			
Injection	Mechanical					
Number and arrangement of cylinders	4, Vertical in line					
Displacement	3769 cm³ (230 in³)					
Consumption	231 g/kWh (380 lb/Hp H)					
		TYRES				
		Machine model	30.7 TCL	30.7 TCH	30.9 TCL	30.9 TCH
		Standard tyres	12.5x18"	400/70x20"	12.5x18"	400/70x20"

DIMENSIONS				
Machine model	30.7 TCL	30.7 TCH	30.9 TCL	30.9 TCH
A	400 mm (15.7 in)	400 mm (15.7 in)	400 mm (15.7 in)	400 mm (15.7 in)
B	1315 mm (51.8 in)	1315 mm (51.8 in)	1232 mm (48.5 in)	1232 mm (48.5 in)
C	2800 mm (110.2 in)	2800 mm (110.2 in)	2800 mm (110.2 in)	2800 mm (110.2 in)
D	650 mm (25.6 in)	650 mm (25.6 in)	743 mm (29.3 in)	743 mm (29.3 in)
F	3990 mm (157.1 in)	3990 mm (157.1 in)	4087 mm (160.9 in)	4087 mm (160.9 in)
G	4765 mm (187.6 in)	4765 mm (187.6 in)	4775 mm (188 in)	4775 mm (188 in)
H	2040 mm (80.3 in)	2220 mm (87.4 in)	2040 mm (80.3 in)	2220 mm (87.4 in)
I	940 mm (37 in)	940 mm (37 in)	940 mm (37 in)	940 mm (37 in)
L	1600 mm (63 in)	1600 mm (63 in)	1600 mm (63 in)	1600 mm (63 in)
M	2000 mm (78.7 in)	2000 mm (78.7 in)	2000 mm (78.7 in)	2000 mm (78.7 in)
P	1670 mm (65.7 in)	1670 mm (65.7 in)	1670 mm (65.7 in)	1670 mm (65.7 in)
Q	4000 mm (157.5 in)	4000 mm (157.5 in)	4000 mm (157.5 in)	4000 mm (157.5 in)
S	1544 mm (60.8 in)	1544 mm (60.8 in)	1540 mm (60.6 in)	1540 mm (60.6 in)



LOAD CHARTS





Distributed by Dieci Australia and their network of authorised dealers.

25 Garner Place, Ingleburn NSW 2565  
[www.dieciaustralia.com.au](http://www.dieciaustralia.com.au) | [info@dieciaustralia.com.au](mailto:info@dieciaustralia.com.au)  
Tel. 1300 888 479

Illustrations and photos are for illustrative purposes only. They show the standard international models and may or may not include optional equipment, accessories, customer installed or modified parts, optional parts and all standard equipment with some differences in colour and features. Machine specifications are subject to change without notice and additional load charts and machine or attachment specifications may be available on request. Please refer to the operators manual for correct machine and attachment operation.

Printed in Australia SKT Agri Farmer August 2021

